

Software for the Lifetime Assessment of Components exposed to Fatigue Loading



Easy Handling

Surface can be operated intuitively

- very short learning curve
- also suitable for infrequent use



Uniform Material Law

- Wöhler curves (for St + Al) can be generated synthetically via the UML after Boller/Seeger



ASCII-Interfaces to ...

- Abaqus/CAE
- ANSYS Classic
- Femap with NX Nastran
- FEMAP to ANSYS, MARC ...
- SIMPACK

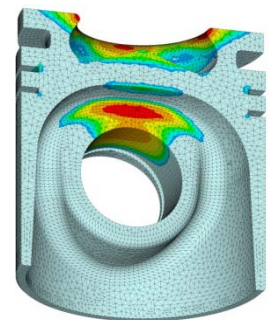
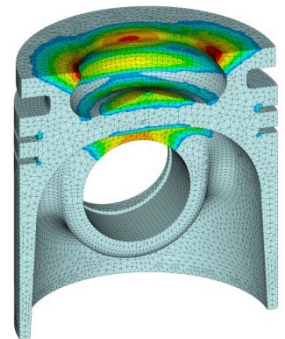


Mean Stress Correction ...

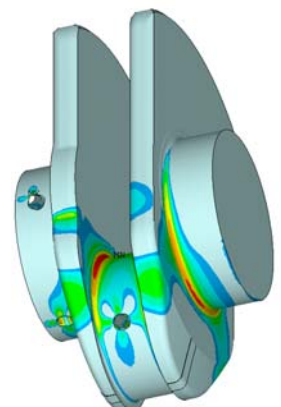
- Morrow
- Haigh-Diagram (Goodman-Gerber)
- Mean stress sensitivity

Examples

Piston



Connecting rod



Software for the Lifetime Assessment of Components exposed to Fatigue Loading

✓ Cutting Plane Algorithm

→ Proper evaluation even of changing principal stress directions

✓ Stress-based

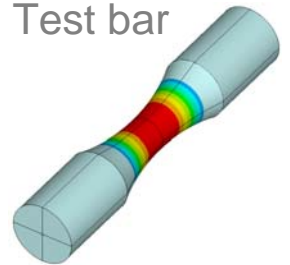
→ Logical results

✓ Detailed Results

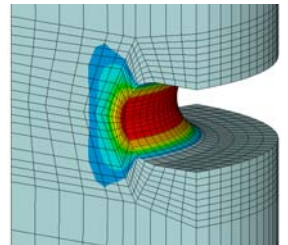
→ Output of more than 20 detailed results per node in table form

Benchmarks

Test bar



Notched bar



bene	Ta_ebene	Sm_vergl	Sa_vergl	S(abs)	S(log)	D(log)	DS_1	DS_2	Zyklus	Zul. Schwingspiele	K_D
77e-01	7,719e+00	-3,923e+01	7,475e+01	0,829	-1,773	1,773	2	4	1	1.688.000	0,6
30e-01	7,530e+00	-4,073e+01	7,360e+01	0,845	-1,600	1,600	2	4	1	2.515.000	0,6
6e+00	1,167e+01	-3,893e+01	6,814e+01	0,881	-1,201	1,201	2	4	1	6.298.000	0,6

✓ Attractive Pricing

→ Software prices starting from 4,500.00 €

Distributed by:

Wölfel Beratende Ingenieure GmbH + Co. KG

Max-Planck-Str. 15

Tel.: +49 931 49708-360

97204 Höchberg * Germany

<http://www.woelfel.de>

wtp@woelfel.de